

SUPERCAR CHALLENGE

SPA EURO RACE 2014

QUALIFYING


Provisional Classification

Nr.	Drivers	Team	Car	Cl	Time	Lap	Total	Gap	Avg.Kph
1	103 H. ZUMBRINK	VOLVO REEDE RACING BY DAY-V-TEC	VOLVO S60 V8	SGT	2:21.962	4	5	-	177.6
2	117 A. VAN DER ZWAAN / R. de GRAAFF	TEAM RACEART	DODGE VIPER GT3-R	SGT	2:22.799	10	11	+0.837	176.6
3	120 P. BAILEY / A. SCHULZ	HORSEPOWER RACING	MCLAREN MP4-12C CAN AM	SGT	2:23.089	4	12	+1.127	176.2
4	106 K. SNOEKS	DAY-V-TEC	VOLVO S60 V8	SGT	2:23.296	4	10	+1.334	176.0
5	108 M. LANTING / B. HERBER	MARTINO ROSSO RACING	FERRARI GT2 458	SGT	2:23.592	3	11	+1.630	175.6
6	177 N. HOMMERSON / L. MACHIELS	AF CORSE/MARTINO ROSSO RACING	FERRARI 458 GT3	SGT	2:23.690	12	12	+1.728	175.5
7	175 N. BOUWHUIS / R. WIJNEN	SPEEDTEC MOTORSPORT	VICORA V8	SGT	2:24.147	3	4	+2.185	174.9
8	258 P. VAN GLABEKE / F. JONKHEERE	CURBSTONE FMA RACING	FERRARI 458 GT3	GT	2:25.190	4	9	+3.228	173.7
9	114 B. MAESSEN	RACINGTEAM VENRAY	VICORA V8	SGT	2:25.214	6	10	+3.252	173.6
10	206 T. VERSTREATE / P. DUBOIS	NSC MOTORSPORTS	LAMBORGHINI GALLARDO GT3	GT	2:25.501	2	11	+3.539	173.3
11	202 C. WILKENS / A. SCOTT	GT3 RACING	DODGE VIPER GT3	GT	2:26.419	8	11	+4.457	172.2
12	173 B. VAN ELK	BLUEBERRY RACING	MOSLER MT900R GT3	SGT	2:26.594	7	12	+4.632	172.0
13	215 H. THUIS	RADICAL BENELUX	RADICAL RXC 2.7 V8	GT	2:27.209	10	10	+5.247	171.3
14	208 P. DANIELS	DOMEC RACING	RADICAL RXC	GT	2:29.515	5	8	+7.553	168.6
15	131 J. STORM	STORM-TAG POINT RACING	BMW Z4 GT3	SGT	2:30.693	5	6	+8.731	167.3
16	228 P. ETIENNE BORDET / A. VIRON	DELAHAYE RACING TEAM	PORSCHE GT3R	GT	2:30.777	4	11	+8.815	167.2
17	306 F. KOOL / M. KOEBOLT	DAY-V-TEC	CORVETTE GT4	GTB	2:30.917	3	9	+8.955	167.1
18	180 C. CHRISTENSEN	AQUILA RACING	AQUILA CR1 L57	SGT	2:31.011	5	7	+9.049	167.0
19	301 P. LAMSTER / M. NEYENS	EUROSEAL - EMG MOTORSPORT	PORSCHE 997 GT3 CUP	GTB	2:31.740	4	9	+9.778	166.2
20	348 T. WEBB / J. WEBB	TEAM WEBB	BMW E46 M3 GTR	GTB	2:31.924	10	10	+9.962	166.0
21	321 S. VANBELLINGEN / W. SLUYS	JR MOTORSPORT	BMW M4 SILHOUETTE	GTB	2:33.361	4	10	+11.399	164.4
22	303 M. VAN BERLO	VAN BERLO RACING	PORSCHE 997 GT3 CUP	GTB	2:33.454	5	11	+11.492	164.3
23	356 R. GROUWELS	TEAM RACEART-SPEEDLOVER	PORSCHE 991 CUP	GTB	2:33.504	5	10	+11.542	164.3
24	409 D. DE GROOT / J. STAKENBURG	JR MOTORSPORT	BMW E46 M3 GTR	SSD	2:33.680	7	9	+11.718	164.1
25	312 S. LUDVIG / S. BAILLY	MÜHLNER MOTORSPORT SPRL	PORSCHE 997 GT3 CUP	GTB	2:34.090	2	2	+12.128	163.6
26	450 C. EUSER / L. De COCK	COR EUSER RACING	LOTUS EVORA	SSD	2:34.346	7	10	+12.384	163.4
27	315 M. VANDEREY / A. DETAVENIER	VAN DE REY T RACING	PORSCHE 997 GT3 CUP	GTB	2:34.981	5	10	+13.019	162.7
28	417 T. BOORSMA / Y. BOORSMA	NMT RACING	BMW M3 GT4	SSD	2:35.419	3	8	+13.457	162.2
29	446 E. QUICK / P. BONNEEL	EMG MOTORSPORT	BMW M3 E92 3.2	SSD	2:35.526	6	10	+13.564	162.1
30	333 F. JAMES	BACKDRAFT MOTORSPORT	LAMBORGHINI GALLARDO	GTB	2:35.688	4	10	+13.726	162.0
31	406 K. BOGAERTS / M. VAN DER AA	EUROPEAN STAFFING RACING	BMW M3 E90 WTCC	SSD	2:35.929	4	10	+13.967	161.7
32	311 H. VERHELST / G. VERHEYEN	GHK RACING (SPEEDLOVER)	PORSCHE 991 CUP	GTB	2:35.935	5	6	+13.973	161.7
33	393 R. McLEOD / J. KAYE	MARC CARS AUSTRALIA	FORD FOCUS 5LT V8	GTB	2:36.158	10	10	+14.196	161.5
34	330 O. FREYMUTH	AKF MOTORSPORT	RENAULT MEGANE TROPHY	GTB	2:36.763	9	9	+14.801	160.8
35	412 E. VAN DEN MUNCKHOF	MUNCKHOF RACING/ VD PAS RACING	BMW Z4	SSD	2:36.973	10	10	+15.011	160.6
36	447 M. WEBB / T. WEBB	TEAM WEBB	BMW E46 GTR	SSD	2:37.079	6	9	+15.117	160.5
37	223 C. SIEPMANN	CS RACING	BMW E92 M3 4.7L	GT	2:37.649	5	6	+15.687	159.9
38	489 G. KENIS / J. SCHUYBROEK	G&A RACING	BMW M3 GT4	SSD	2:37.829	7	9	+15.867	159.8
39	426 L. ALLEN	TEAM COMPAK RAMPS	SEAT LEON SUPERCOPA	SSD	2:39.295	7	11	+17.333	158.3
40	416 L. ZAPPEL / M. VERHAGEN	JR MOTORSPORT	BMW GTR 1-SERIE	SSD	2:39.525	5	10	+17.563	158.1
41	444 R. VAN LOON	BLUEBERRY RACING	BMW E46 M3	SSD	2:39.782	8	10	+17.820	157.8
42	488 D. KRAYEM	KRAYEM RACING	GINETTA G50 GT4	SSD	2:40.505	6	10	+18.543	157.1
43	391 K. KASSULKE	MARC CARS AUSTRALIA	FORD FOCUS 5LT V8	GTB	2:40.689	4	6	+18.727	156.9
44	469 A. BOSMAN	ABW RACING	LOTUS EXIGE 250 CUP	SSD	2:41.482	4	10	+19.520	156.1
45	316 R. UNZURRUNZAGA	BLUE SUMEIRAH TEAM	RADICAL RXC 2.7 V6	GTB	2:46.765	2	2	+24.803	151.2
46	520 E. VAN DIJK	ZOET RACING	LOTUS EXIGE	S2D	2:47.527	6	11	+25.565	150.5
47	451 L. KURSTJENS	AT MOTORSPORT	FORD FOCUS SILHOUETTE	SSD	2:48.013	3	5	+26.051	150.1
48	503 D. DE BORST / M. DE KLEIJN	FEBO RACING TEAM	RENAULT CLIO RS 2.0 16V	S2D	2:49.705	5	10	+27.743	148.6
49	392 M. BENTON	MARC CARS AUSTRALIA	FORD FOCUS 5LT V8	GTB	2:50.745	8	9	+28.783	147.7
50	533 M. CARANSA / W. CARANSA	DAY-V-TEC	BMW 130i	S2D	2:50.762	9	10	+28.800	147.7
51	501 R. NIEMAN	SPIRIT RACING	RENAULT CLIO RS 2.0 16V	S2D	2:51.922	4	9	+29.960	146.7
52	504 T. RUTGERS / M. KARS	SPIRIT RACING	RENAULT CLIO RS 2.0 16V	S2D	2:53.794	9	10	+31.832	145.1
53	505 C. VOET / B. VAN DEN BROECK	TRAXX RACING	RENAULT CLIO 3	S2D	2:55.554	9	9	+33.592	143.6
54	513 K. TROEYEN	AT MOTORSPORT	FORD FOCUS SILHOUETTE	S2D	2:57.202	4	10	+35.240	142.3

Not classified:

179	D. NELSON	NIGEL GREENSALL RACING	FERRARI 458	SGT					
343	D. MEIJER	LAMMERTINK RACING	PORSCHE 997 GT3 CUP	GTB					
404	R. OLUJ	STICHTING EURO AUTOSPORT	BMW E92 M3	SSD			3		
411	W. VAN HERCK	VAN HERCK RACING	MAZDA 3	SSD					
476	N. VANDIERENDONCK	THEMS RACING	PORSCHE CAYMAN	SSD					
577	L. PROTASOV / A. IEVUSHENKO	UNIL LUBRICANTS RACING TEAM	BMW E46 ETCC	S2D					

Fastest Lap	Lap 4	Henry ZUMBRINK	2:21.962	177.6 Kph
--------------------	-------	----------------	-----------------	-----------



SUPERCAR CHALLENGE
SPA EURO RACE 2014
QUALIFYING


Provisional Classification

Nr. Drivers	Team	Car	Cl	Time	Lap	Total	Gap	Avg.Kph
-------------	------	-----	----	------	-----	-------	-----	---------

Published at:

Track Status: **DRY**

Race Director:	Timekeeper:
-----------------------	--------------------




SUPERCAR CHALLENGE

SPA EURO RACE 2014

QUALIFYING

Provisional Classification by Class

Nr. Drivers	Team	Car	Time	Lap	Total	Gap	Kph
GT							
1 258 P. VAN GLABEKE / F. JONKHEERE	CURBSTONE FMA RACING	FERRARI 458 GT3	2:25.190	4	9		173.7
2 206 T. VERSTREATE / P. DUBOIS	NSC MOTORSPORTS	LAMBORHINI GALLARDO GT3	2:25.501	2	11	+0.311	173.3
3 202 C. WILKENS / A. SCOTT	GT3 RACING	DODGE VIPER GT3	2:26.419	8	11	+1.229	172.2
4 215 H. THUIS	RADICAL BENELUX	RADICAL RXC 2.7 V8	2:27.209	10	10	+2.019	171.3
5 208 P. DANIELS	DOMEC RACING	RADICAL RXC	2:29.515	5	8	+4.325	168.6
6 228 P. ETIENNE BORDET / A. VIRON	DELAHAYE RACING TEAM	PORSCHE GT3R	2:30.777	4	11	+5.587	167.2
7 223 C. SIEPMANN	CS RACING	BMW E92 M3 4.7L	2:37.649	5	6	+12.459	159.9
GTB							
1 306 F. KOOL / M. KOEBOLT	DAY-V-TEC	CORVETTE GT4	2:30.917	3	9		167.1
2 301 P. LAMSTER / M. NEYENS	EUROSEAL - EMG MOTORSPORT	PORSCHE 997 GT3 CUP	2:31.740	4	9	+0.823	166.2
3 348 T. WEBB / J. WEBB	TEAM WEBB	BMW E46 M3 GTR	2:31.924	10	10	+1.007	166.0
4 321 S. VANBELLINGEN / W. SLUYS	JR MOTORSPORT	BMW M4 SILHOUETTE	2:33.361	4	10	+2.444	164.4
5 303 M. VAN BERLO	VAN BERLO RACING	PORSCHE 997 GT3 CUP	2:33.454	5	11	+2.537	164.3
6 356 R. GROUWELS	TEAM RACEART-SPEEDLOVER	PORSCHE 991 CUP	2:33.500	5	10	+2.587	164.3
7 312 S. LUDVIG / S. BAILLY	MÜHLNER MOTORSPORT SPRL	PORSCHE 997 GT3 CUP	2:34.090	2	2	+3.173	163.6
8 315 M. VANDERREY / A. DETAVENIER	VAN DE REYT RACING	PORSCHE 997 GT3 CUP	2:34.981	5	10	+4.064	162.7
9 333 F. JAMES	LAMBORGHINI GALLARDO	LAMBORGHINI GALLARDO	2:35.688	4	10	+4.771	162.0
10 311 H. VERHELST / G. VERHEYEN	GHK RACING (SPEEDLOVER)	PORSCHE 991 CUP	2:35.935	5	6	+5.018	161.7
11 393 R. McLEOD / J. KAYE	MARC CARS AUSTRALIA	FORD FOCUS 5LT V8	2:36.158	10	10	+5.241	161.5
12 330 O. FREYMUTH	AKF MOTORSPORT	RENAULT MEGANE TROPHY	2:36.763	9	9	+5.846	160.8
13 391 K. KASSULKE	MARC CARS AUSTRALIA	FORD FOCUS 5LT V8	2:40.689	4	6	+9.772	156.9
14 316 R. UNZURRUNZAGA	BLUE SUMEIRAH TEAM	RADICAL RXC 2.7 V6	2:46.765	2	2	+15.848	151.2
15 392 M. BENTON	MARC CARS AUSTRALIA	FORD FOCUS 5LT V8	2:50.745	8	9	+19.828	147.7
<i>Not classified:</i>							
343 D. MEIJER	LAMMERTINK RACING	PORSCHE 997 GT3 CUP					
S2D							
1 520 E. VAN DIJK	ZOET RACING	LOTUS EXIGE	2:47.527	6	11		150.5
2 503 D. DE BORST / M. DE KLEIJN	FEBO RACING TEAM	RENAULT CLIO RS 2.0 16V	2:49.705	5	10	+2.178	148.6
3 533 M. CARANSA / W. CARANSA	DAY-V-TEC	BMW 130i	2:50.762	9	10	+3.235	147.7
4 501 R. NIEMAN	SPIRIT RACING	RENAULT CLIO RS 2.0 16V	2:51.922	4	9	+4.395	146.7
5 504 T. RUTGERS / M. KARS	SPIRIT RACING	RENAULT CLIO RS 2.0 16V	2:53.794	9	10	+6.267	145.1
6 505 C. YOET / B. VAN DEN BROECK	TRAXX RACING	RENAULT CLIO 3	2:55.554	9	9	+8.027	143.6
7 513 K. TROEYEN	AT MOTORSPORT	FORD FOCUS SILHOUETTE	2:57.202	4	10	+9.675	142.3
<i>Not classified:</i>							
577 L. PROTASOV / A. IEVTUSHENKO	UNIL LUBRICANTS RACING TEAM	BMW E46 ETCC					
SGT							
1 103 H. ZUMBRINK	VOLVO REEDE RACING BY DAY-V-TEC	VOLVO S60 V8	2:21.962	4	5		177.6
2 117 A. VAN DER ZWAAN / R. de GRAAFF	TEAM RACEART	DODGE VIPER GT3-R	2:22.799	10	11	+0.837	176.6
3 120 P. BAILEY / A. SCHULZ	HORSEPOWER RACING	McLAREN MP4-12C CAN AM	2:23.089	4	12	+1.127	176.2
4 106 K. SNOEKS	DAY-V-TEC	VOLVO S60 V8	2:23.296	4	10	+1.334	176.0
5 108 M. LANTING / B. HERBER	MARTINO ROSSO RACING	FERRARI GT2 458	2:23.592	3	11	+1.630	175.6
6 177 N. HOMMERSON / L. MACHIELS	AF CORSE/MARTINO ROSSO RACING	FERRARI 458 GT3	2:23.690	12	12	+1.728	175.5
7 175 N. BOUWHUIS / R. WJNEN	SPEEDTEC MOTORSPORT	VICORA V8	2:24.147	3	4	+2.185	174.9
8 114 B. MAESSEN	RACINGTEAM VENRAY	VICORA V8	2:25.214	6	10	+3.252	173.6
9 173 B. VAN ELK	BLUEBERRY RACING	MOSLER MT900R GT3	2:26.594	7	12	+4.632	172.0
10 131 J. STORM	STORM-TAG POINT RACING	BMW Z4 GT3	2:30.693	5	6	+8.731	167.3
11 180 C. CHRISTENSEN	AQUILA RACING	AQUILA CR1 L57	2:31.011	5	7	+9.049	167.0
<i>Not classified:</i>							
179 D. NELSON	NIGEL GREENSALL RACING	FERRARI 458					
SSD							
1 409 D. DE GROOT / J. STAKENBURG	JR MOTORSPORT	BMW E46 M3 GTR	2:33.680	7	9		164.1
2 450 C. EUSER / L. De COCK	COR EUSER RACING	LOTUS EVORA	2:34.346	7	10	+0.666	163.4
3 417 T. BOORSMA / Y. BOORSMA	NMT RACING	BMW M3 GT4	2:35.419	3	8	+1.739	162.2
4 446 E. QUICK / P. BONNEEL	EMG MOTORSPORT	BMW M3 E92 3.2	2:35.526	6	10	+1.846	162.1
5 406 K. BOGAERTS / M. VAN DER AA	EUROPEAN STAFFING RACING	BMW M3 E90 WTCC	2:35.929	4	10	+2.249	161.7
6 412 E. VAN DEN MUNCKHOF	MUNCKHOF RACING/ VD PAS RACING	BMW Z4	2:36.973	10	10	+3.293	160.6
7 447 M. WEBB / T. WEBB	TEAM WEBB	BMW E46 GTR	2:37.079	6	9	+3.399	160.5
8 489 G. KENIS / J. SCHUYBROEK	G&A RACING	BMW M3 GT4	2:37.829	7	9	+4.149	159.8
9 426 L. ALLEN	TEAM COMPAG RAMPES	SEAT LEON SUPERCOPA	2:39.295	7	11	+5.615	158.3
10 416 L. ZAPPEIJ / M. VERHAGEN	JR MOTORSPORT	BMW GTR 1-SERIE	2:39.525	5	10	+5.845	158.1
11 444 R. VAN LOON	BLUEBERRY RACING	BMW E46 M3	2:39.782	8	10	+6.102	157.8
12 488 D. KRAYEM	KRAYEM RACING	GINETTA G50 GT4	2:40.505	6	10	+6.825	157.1
13 469 A. BOSMAN	ABW RACING	LOTUS EXIGE 250 CUP	2:41.482	4	10	+7.802	156.1
14 451 L. KURSTJENS	AT MOTORSPORT	FORD FOCUS SILHOUETTE	2:48.013	3	5	+14.333	150.1



SUPERCAR CHALLENGE
SPA EURO RACE 2014
QUALIFYING


Provisional Classification by Class

Nr. Drivers	Team	Car	Time	Lap	Total	Gap	Kph
Not classified:							
404 R. OLIJ	STICHTING EURO AUTOSPORT	BMW E92 M3			3		
411 W. VAN HERCK	VAN HERCK RACING	MAZDA 3					
476 N. VANDIERENDONCK	THEMS RACING	PORSCHE CAYMAN					

Published at:

Track Status: **DRY**


Race Director:	Timekeeper:
-----------------------	--------------------



SUPERCAR CHALLENGE SPA EURO RACE 2014 QUALIFYING

Best Sector Times


SECTOR 1			SECTOR 2			SECTOR 3			Pos	Team	Cl	Ideal Lap	Best Lap
Pos	Driver	Time	Driver	Time	Driver	Time	Pos	Team					
1	103 H.ZUMBRINK	39.759	120 P.BAILEY	1:05.323	103 H.ZUMBRINK	36.070	1	103 VOLVO REEDE RACING BY DAY-V-TEC	SGT	2'21.944	2:21.962	(1)	
2	106 K.SNOEKS	39.797	177 N.HOMMERSON	1:06.075	117 R.de GRAAFF	36.175	2	108 MARTINO ROSSO RACING	SGT	2'22.587	2:23.592	(5)	
3	117 R.de GRAAFF	39.917	103 H.ZUMBRINK	1:06.115	108 M.LANTING	36.250	3	120 HORSEPOWER RACING	SGT	2'22.589	2:23.089	(3)	
4	108 M.LANTING	40.078	108 M.LANTING	1:06.259	177 N.HOMMERSON	36.306	4	117 TEAM RACEART	SGT	2'22.664	2:22.799	(2)	
5	114 B.MAESSEN	40.158	106 K.SNOEKS	1:06.546	258 P.VAN GLABEKE	36.339	5	106 DAY-V-TEC	SGT	2'22.822	2:23.296	(4)	
6	175 N.BOUWHUIS	40.191	117 R.de GRAAFF	1:06.572	106 K.SNOEKS	36.479	6	177 AF CORSE/MARTINO ROSSO RACING	SGT	2'22.921	2:23.690	(6)	
7	177 N.HOMMERSON	40.540	258 P.VAN GLABEKE	1:06.588	120 P.BAILEY	36.518	7	258 CURBSTONE FMA RACING	GT	2'23.549	2:25.190	(8)	
8	258 P.VAN GLABEKE	40.622	206 T.VERSTREATE	1:06.917	175 N.BOUWHUIS	36.740	8	175 SPEEDTEC MOTORSPORT	SGT	2'23.996	2:24.147	(7)	
9	120 P.BAILEY	40.748	175 N.BOUWHUIS	1:07.065	173 B.VAN ELK	36.826	9	206 NSC MOTORSPORTS	GT	2'24.785	2:25.501	(10)	
10	202 C.WILKENS	40.807	215 H.THUIS	1:07.133	206 T.VERSTREATE	36.940	10	114 RACINGTEAM VENRAY	SGT	2'25.214	2:25.214	(9)	
11	206 T.VERSTREATE	40.928	173 B.VAN ELK	1:07.183	202 C.WILKENS	37.242	11	173 BLUEBERRY RACING	SGT	2'25.424	2:26.594	(12)	
12	173 B.VAN ELK	41.415	114 B.MAESSEN	1:07.786	114 B.MAESSEN	37.270	12	202 GT3 RACING	GT	2'26.263	2:26.419	(11)	
13	180 C.CHRISTENSEN	41.566	202 C.WILKENS	1:08.214	215 H.THUIS	37.907	13	215 RADICAL BENELUX	GT	2'27.209	2:27.209	(13)	
14	215 H.THUIS	42.169	131 J.STORM	1:08.483	208 P.DANIELS	38.164	14	208 DOME RACING	GT	2'29.460	2:29.515	(14)	
15	228 P.ETIENNE BORDET	42.205	208 P.DANIELS	1:08.509	306 F.KOOL	38.290	15	131 STORM-TAG POINT RACING	SGT	2'29.510	2:30.693	(15)	
16	356 R.GROUWELS	42.649	306 F.KOOL	1:08.924	131 J.STORM	38.309	16	306 DAY-V-TEC	GTB	2'29.901	2:30.917	(17)	
17	306 F.KOOL	42.687	348 T.WEBB	1:09.133	228 P.ETIENNE BORDET	38.313	17	180 AQUILA RACING	SGT	2'29.953	2:31.011	(18)	
18	301 P.LAMSTER	42.704	180 C.CHRISTENSEN	1:09.533	180 C.CHRISTENSEN	38.854	18	228 DELAHAYE RACING TEAM	GT	2'30.594	2:30.777	(16)	
19	131 J.STORM	42.718	301 P.LAMSTER	1:09.637	303 M.VAN BERLO	38.875	19	301 EUROSEAL - EMG MOTORSPORT	GTB	2'31.358	2:31.740	(19)	
20	208 P.DANIELS	42.787	409 D.DE GROOT	1:09.807	356 R.GROUWELS	38.956	20	348 TEAM WEBB	GTB	2'31.924	2:31.924	(20)	
21	321 S.VANBELLINGEN	43.196	228 P.ETIENNE BORDET	1:10.076	348 T.WEBB	39.011	21	356 TEAM RACEART-SPEEDLOVER	GTB	2'32.306	2:33.504	(23)	
22	303 M.VAN BERLO	43.280	312 S.BAILLY	1:10.227	301 P.LAMSTER	39.017	22	303 VAN BERLO RACING	GTB	2'32.942	2:33.454	(22)	
23	315 M.VANDEREYNT	43.422	450 C.EUSER	1:10.591	315 M.VANDEREYNT	39.126	23	321 JR MOTORSPORT	GTB	2'33.148	2:33.361	(21)	
24	312 S.BAILLY	43.537	321 S.VANBELLINGEN	1:10.678	450 C.EUSER	39.207	24	409 JR MOTORSPORT	SSD	2'33.637	2:33.680	(24)	
25	311 H.VERHELST	43.746	356 R.GROUWELS	1:10.701	321 S.VANBELLINGEN	39.274	25	312 MÜHLNER MOTORSPORT SPRL	GTB	2'34.090	2:34.090	(25)	
26	348 T.WEBB	43.780	446 E.QUICK	1:10.706	409 D.DE GROOT	39.320	26	450 COR EUSER RACING	SSD	2'34.234	2:34.346	(26)	
27	223 C.SIEPMANN	43.813	303 M.VAN BERLO	1:10.787	412 E.VAN DEN MUNCHHOF	39.588	27	315 VAN DE REYNT RACING	GTB	2'34.785	2:34.981	(27)	
28	393 R.McLEOD	43.844	417 T.BOORSMA	1:10.839	333 F.JAMES	39.658	28	311 GHK RACING (SPEEDLOVER)	GTB	2'35.080	2:35.935	(32)	
29	489 G.KENIS	44.381	406 K.BOGAERTS	1:10.844	417 T.BOORSMA	39.678	29	417 NMT RACING	SSD	2'35.240	2:35.419	(28)	
30	450 C.EUSER	44.436	333 F.JAMES	1:11.099	406 K.BOGAERTS	39.792	30	333 BACKDRAFT MOTORSPORT	GTB	2'35.325	2:35.688	(30)	
31	409 D.DE GROOT	44.510	447 M.WEBB	1:11.207	330 O.FREYMUTH	39.870	31	446 EMG MOTORSPORT	SSD	2'35.471	2:35.526	(29)	
32	333 F.JAMES	44.568	412 E.VAN DEN MUNCHHOF	1:11.292	311 H.VERHELST	39.899	32	406 EUROPEAN STAFFING RACING	SSD	2'35.641	2:35.929	(31)	
33	446 E.QUICK	44.673	311 H.VERHELST	1:11.435	489 G.KENIS	39.913	33	447 TEAM WEBB	SSD	2'36.022	2:37.079	(36)	
34	417 T.BOORSMA	44.723	330 O.FREYMUTH	1:11.496	447 M.WEBB	40.034	34	393 MARC CARS AUSTRALIA	GTB	2'36.037	2:36.158	(33)	
35	447 M.WEBB	44.781	393 R.McLEOD	1:11.766	446 E.QUICK	40.092	35	330 AKF MOTORSPORT	GTB	2'36.377	2:36.763	(34)	
36	406 K.BOGAERTS	45.005	426 L.ALLEN	1:11.997	312 S.BAILLY	40.326	36	412 MUNCHHOF RACING/VD PAS RACING	SSD	2'36.508	2:36.973	(35)	
37	330 O.FREYMUTH	45.011	315 M.VANDEREYNT	1:12.237	393 R.McLEOD	40.427	37	489 G&A RACING	SSD	2'36.939	2:37.829	(38)	
38	444 R.VAN LOON	45.274	488 D.KRAYEM	1:12.472	416 L.ZAPPEIJ	40.507	38	223 CS RACING	GT	2'37.444	2:37.649	(37)	
39	416 L.ZAPPEIJ	45.588	489 G.KENIS	1:12.645	444 R.VAN LOON	40.799	39	426 TEAM COMPAK RAMPS	SSD	2'38.722	2:39.295	(39)	
40	391 K.KASSULKE	45.614	223 C.SIEPMANN	1:12.813	223 C.SIEPMANN	40.818	40	416 JR MOTORSPORT	SSD	2'38.950	2:39.525	(40)	
41	412 E.VAN DEN MUNCHHOF	45.628	416 L.ZAPPEIJ	1:12.855	426 L.ALLEN	40.952	41	444 BLUEBERRY RACING	SSD	2'39.305	2:39.782	(41)	
42	426 L.ALLEN	45.773	469 A.BOSMAN	1:12.875	391 K.KASSULKE	41.050	42	488 KRAYEM RACING	SSD	2'39.876	2:40.505	(42)	
43	488 D.KRAYEM	46.284	444 R.VAN LOON	1:13.232	488 D.KRAYEM	41.120	43	391 MARC CARS AUSTRALIA	GTB	2'40.689	2:40.689	(43)	
44	469 A.BOSMAN	46.696	520 E.VAN DIJK	1:13.526	469 A.BOSMAN	41.293	44	469 ABW RACING	SSD	2'40.864	2:41.482	(44)	
45	392 M.BENTON	47.415	391 K.KASSULKE	1:14.025	316 R.LINZURRINZAGA	42.294	45	316 BLUE SUMEIRAH TEAM	GTB	2'46.372	2:46.765	(45)	
46	316 R.LINZURRINZAGA	47.729	451 L.KURSTJENS	1:14.574	451 L.KURSTJENS	42.594	46	520 ZOET RACING	S2D	2'46.828	2:47.527	(46)	
47	404 R.OLIJ	48.597	503 D.DE BORST	1:15.062	392 M.BENTON	43.285	47	451 AT MOTORSPORT	SSD	2'48.013	2:48.013	(47)	
48	520 E.VAN DIJK	49.794	501 R.NIEMAN	1:15.907	503 D.DE BORST	43.441	48	503 FEBO RACING TEAM	S2D	2'48.548	2:49.705	(48)	
49	533 M.CARANSA	50.036	533 M.CARANSA	1:16.205	520 E.VAN DIJK	43.508	49	392 MARC CARS AUSTRALIA	GTB	2'49.428	2:50.745	(49)	
50	503 D.DE BORST	50.045	316 R.LINZURRINZAGA	1:16.349	533 M.CARANSA	43.968	50	404 STICHTING EURO AUTOSPORT	SSD	2'49.958			
51	501 R.NIEMAN	50.820	404 R.OLIJ	1:17.201	404 R.OLIJ	44.160	51	533 DAY-V-TEC	S2D	2'50.209	2:50.762	(50)	
52	451 L.KURSTJENS	50.845	504 T.RUTGERS	1:17.367	505 C.VOET	44.811	52	501 SPIRIT RACING	S2D	2'51.632	2:51.922	(51)	
53	504 T.RUTGERS	51.041	505 C.VOET	1:17.665	504 T.RUTGERS	44.893	53	504 SPIRIT RACING	S2D	2'53.301	2:53.794	(52)	
54	505 C.VOET	51.788	392 M.BENTON	1:18.728	501 R.NIEMAN	44.905	54	505 TRAXX RACING	S2D	2'54.264	2:55.554	(53)	
55	513 K.TROEYEN	51.790	513 K.TROEYEN	1:18.939	513 K.TROEYEN	45.556	55	513 AT MOTORSPORT	S2D	2'56.285	2:57.202	(54)	



SUPERCAR CHALLENGE
SPA EURO RACE 2014
QUALIFYING

Fastest Lap Sequence

Practice Time	Team	Car	Class	Driver	Time	Kph	Lap
4:55.248	108 MARTINO ROSSO RACING	FERRARI GT2 458	SGT	Martin LANTING	2:24.556	174.4	2
5:02.033	106 DAY-V-TEC	VOLVO S60 V8	SGT	Kelvin SNOEKS	2:23.700	175.5	2
7:18.840	108 MARTINO ROSSO RACING	FERRARI GT2 458	SGT	Martin LANTING	2:23.592	175.6	3
7:33.869	103 VOLVO REEDE RACING BY DAY-V-TEC	VOLVO S60 V8	SGT	Henry ZUMBRINK	2:22.732	176.7	3
9:55.831	103 VOLVO REEDE RACING BY DAY-V-TEC	VOLVO S60 V8	SGT	Henry ZUMBRINK	2:21.962	177.6	4



SUPERCAR CHALLENGE


SPA EURO RACE 2014

QUALIFYING

Analysis

■ Personal Best
 ■ Session Best
 ■ Crossing the finish line in pit lane


Lap	D	Time	Sector 1	Sector 2	Sector 3	Kph	Elapsed	Lap	D	Time	Sector 1	Sector 2	Sector 3	Kph	Elapsed	
103 VOLVO REEDE RACING BY DAY-V-TEC 1. Henry ZUMBRINK VOLVO S60 V8 SGT								6	2	2:24.870	40.776	1:07.249	36.845	174.0	18:05.034	
1	1	2:46.103	52.810	1:13.545	39.748	151.8	2:46.103	7	2	3:10.500	42.910	1:34.104	53.486	132.4	21:15.534	
2	1	2:25.034	41.449	1:07.389	36.196	173.8	5:11.137	8	2	2:24.876	40.489	1:07.734	36.653	174.0	23:40.410	
3	1	2:22.732	40.294	1:06.368	36.070	176.7	7:33.869	9	2	2:22.967	40.220	1:06.572	36.175	176.4	26:03.377	
4	1	2:21.962	39.759	1:06.115	36.088	177.6	9:55.831	10	2	2:22.799	39.917	1:06.666	36.216	176.6	28:26.176	
5	1	2:41.801 B	40.130	1:10.103	51.568	155.8	12:37.632	11	2	2:36.954 B	41.511	1:07.906	47.537	160.6	31:03.130	
106 DAY-V-TEC 1. Kelvin SNOEKS VOLVO S60 V8 SGT								1	1	2:38.030	46.027	1:11.403	40.600	159.6	2:38.030	
1	1	2:38.333	48.233	1:12.352	37.748	159.2	2:38.333	2	1	2:24.474	41.626	1:06.330	36.518	174.5	5:02.504	
2	1	2:23.700	40.248	1:06.973	36.479	175.5	5:02.033	3	1	2:25.752	40.926	1:05.618	39.208	173.0	7:28.256	
3	1	2:24.593	39.797	1:06.784	38.012	174.4	7:26.626	4	1	2:23.089	40.847	1:05.323	36.919	176.2	9:51.345	
4	1	2:23.296	40.011	1:06.546	36.739	176.0	9:49.922	5	1	2:29.219	42.960	1:08.429	37.830	169.0	12:20.564	
5	1	9:07.414 B	40.179	1:12.197	7:15.038	46.1	18:57.336	6	1	2:24.338	40.748	1:06.548	37.042	174.7	14:44.902	
6	1	2:48.540	1:00.485	1:10.145	37.910	149.6	21:45.876	7	1	2:36.611 B	41.499	1:06.483	48.629	161.0	17:21.513	
7	1	2:26.155	41.005	1:07.894	37.256	172.5	24:12.031	8	1	4:47.703	2:57.766	1:11.776	38.161	87.6	22:09.216	
8	1	2:24.120	40.037	1:06.774	37.309	175.0	26:36.151	9	1	2:30.432	42.494	1:09.289	38.649	167.6	24:39.648	
9	1	2:27.193	40.604	1:07.617	38.972	171.3	29:03.344	10	1	2:28.402	42.441	1:08.165	37.796	169.9	27:08.050	
10	1	2:24.773	39.972	1:06.898	37.903	174.2	31:28.117	11	1	2:28.387	42.513	1:07.777	38.097	169.9	29:36.437	
								12	1	2:27.542	41.605	1:08.049	37.888	170.9	32:03.979	
108 MARTINO ROSSO RACING 1. Martin LANTING 2. Bob HERBER FERRARI GT2 458 SGT								1	1	3:25.957 B	1:11.441	1:21.240	53.276	122.4	3:25.957	
1	1	2:30.692	39.755	1:12.818	38.119	167.3	2:30.692	2	1	18:54.861	...	1:14.123	39.275	22.2	22:20.818	
2	1	2:24.556	41.073	1:06.593	36.890	174.4	4:55.248	3	1	2:34.444	42.868	1:12.544	39.032	163.3	24:55.262	
3	1	2:23.592	40.697	1:06.259	36.636	175.6	7:18.840	4	1	2:32.560	43.113	1:10.660	38.787	165.3	27:27.822	
4	1	2:33.693	41.302	1:10.904	41.487	164.1	9:52.533	5	1	2:30.693	43.129	1:09.255	38.309	167.3	29:58.515	
5	1	2:45.586 B	42.181	1:12.652	50.753	152.3	12:38.119	6	1	2:31.198	42.718	1:08.483	39.997	166.8	32:29.713	
6	1	4:56.946	3:05.266	1:12.067	39.613	84.9	17:35.065									
7	1	2:24.404	40.680	1:07.474	36.250	174.6	19:59.469									
8	1	2:25.093	40.078	1:07.949	37.066	173.8	22:24.562									
9	1	2:25.002	40.165	1:07.887	36.950	173.9	24:49.564									
10	1	2:46.592	45.260	1:19.918	41.414	151.4	27:36.156									
11	1	2:34.824 B	40.330	1:08.159	46.335	162.9	30:10.980									
114 RACINGTEAM VENRAY 1. Barry MAESSEN VICORA V8 SGT								1	1	3:29.729	1:27.586	1:22.306	39.837	120.2	3:29.729	
1	1	4:20.085	2:17.874	1:19.307	42.904	96.9	4:20.085	2	1	2:30.468	43.301	1:08.498	38.669	167.6	6:00.197	
2	1	2:29.225	42.500	1:09.332	37.393	169.0	6:49.310	3	1	2:33.261	43.344	1:10.997	38.920	164.5	8:33.458	
3	1	2:28.303	40.618	1:08.967	38.718	170.0	9:17.613	4	1	2:28.179	42.240	1:07.803	38.136	170.2	11:01.637	
4	1	2:38.455 B	40.777	1:08.176	49.502	159.1	11:56.068	5	1	2:32.240	42.584	1:09.838	39.818	165.6	13:33.877	
5	1	3:45.185	1:56.937	1:08.919	39.329	112.0	15:41.253	6	1	2:29.826	42.191	1:09.124	38.511	168.3	16:03.703	
6	1	2:25.214	40.158	1:07.786	37.270	173.6	18:06.467	7	1	2:26.594	41.729	1:07.183	37.682	172.0	18:30.297	
7	1	2:27.988	41.692	1:08.919	37.377	170.4	20:34.455	8	1	2:32.938	41.438	1:07.392	44.108	164.9	21:03.235	
8	1	2:32.000	41.347	1:09.810	40.843	165.9	23:06.455	9	1	2:26.832	42.067	1:07.535	37.230	171.7	23:30.067	
9	1	2:25.773	40.644	1:07.826	37.303	173.0	25:32.228	10	1	2:27.477	43.027	1:07.624	36.826	171.0	25:57.544	
10	1	3:09.121 B	47.528	1:19.557	1:02.036	133.3	28:41.349	11	1	2:28.164	41.415	1:07.356	39.393	170.2	28:25.708	
								12	1	2:51.647 B	42.695	1:09.439	59.513	146.9	31:17.355	
117 TEAM RACEART 1. Arjan VAN DER ZWAAN 2. Robert de GRAAFF DODGE VIPER GT3-R SGT								1	1	2:45.493	50.422	1:15.009	40.062	152.4	2:45.493	
1	2	3:54.340	1:41.375	1:29.484	43.481	107.6	3:54.340	2	1	2:28.843	42.331	1:09.130	37.382	169.4	5:14.336	
2	2	2:26.648	40.882	1:07.794	37.972	171.9	6:20.988	3	1	2:24.147	40.342	1:07.065	36.740	174.9	7:38.483	
3	2	2:24.233	40.156	1:07.512	36.565	174.8	8:45.221	4	1	2:24.307	40.191	1:07.336	36.780	174.7	10:02.790	
4	2	2:36.313 B	41.471	1:08.517	46.325	161.3	11:21.534									
5	2	4:18.630	2:28.715	1:09.278	40.637	97.5	15:40.164									
175 SPEEDTEC MOTORSPORT 1. Niels BOUWHUIS 2. René WIJNEN VICORA V8 SGT								1	1	2:45.493	50.422	1:15.009	40.062	152.4	2:45.493	
1	1	2:45.493	50.422	1:15.009	40.062	152.4	2:45.493	2	1	2:28.843	42.331	1:09.130	37.382	169.4	5:14.336	
2	1	2:28.843	42.331	1:09.130	37.382	169.4	5:14.336	3	1	2:24.147	40.342	1:07.065	36.740	174.9	7:38.483	
3	1	2:24.147	40.342	1:07.065	36.740	174.9	7:38.483	4	1	2:24.307	40.191	1:07.336	36.780	174.7	10:02.790	
4	1	2:24.307	40.191	1:07.336	36.780	174.7	10:02.790									
177 AF CORSE/MARTINO ROSSO RACING 1. Niek HOMMERSON 2. Louis MACHIELS FERRARI 458 GT3 SGT																



SUPERCAR CHALLENGE SPA EURO RACE 2014 QUALIFYING

Analysis

							Personal Best		Session Best		B Crossing the finish line in pit lane				
Lap	D	Time	Sector 1	Sector 2	Sector 3	Kph	Elapsed	Lap	D	Time	Sector 1	Sector 2	Sector 3	Kph	Elapsed
180 AQUILA RACING 1. Claus CHRISTENSEN AQUILA CR1 LS7 SGT															
1	1	3:41.361	1:40.139	1:17.910	43.312	113.9	3:41.361								
2	1	2:34.798	43.281	1:12.429	39.088	162.9	6:16.159								
3	1	2:47.271 B	42.344	1:09.533	55.394	150.7	9:03.430								
4	1	6:50.628	5:00.910	1:10.687	39.031	61.4	15:54.058								
5	1	2:31.011	41.566	1:10.591	38.854	167.0	18:25.069								
6	1	2:52.843 B	43.085	1:10.457	59.301	145.9	21:17.912								
7	1	8:09.064 B	5:59.637	1:14.153	55.274	51.6	29:26.976								
202 GT3 RACING 1. Craig WILKENS 2. Aaron SCOTT DODGE VIPER GT3 GT															
1	1	2:46.900	51.242	1:14.852	40.806	151.1	2:46.900								
2	1	2:30.569	42.213	1:09.555	38.801	167.5	5:17.469								
3	1	2:28.548	41.213	1:09.660	37.675	169.7	7:46.017								
4	1	2:29.066	41.092	1:09.704	38.270	169.1	10:15.083								
5	1	2:41.915 B	41.735	1:10.014	50.166	155.7	12:56.998								
6	1	5:26.540	3:33.042	1:15.619	37.879	77.2	18:23.538								
7	1	2:27.414	41.097	1:08.994	37.323	171.0	20:50.952								
8	1	2:26.419	40.963	1:08.214	37.242	172.2	23:17.371								
9	1	2:49.542	45.271	1:23.112	41.159	148.7	26:06.913								
10	1	2:27.062	40.807	1:08.574	37.681	171.5	28:33.975								
11	1	3:03.271 B	46.267	1:18.466	58.538	137.6	31:37.246								
206 NSC MOTORSPORTS 1. Thierry VERSTREATE 2. Pieter DUBOIS LAMBORINI GALLARDO GT3 GT															
1	1	2:32.995	44.784	1:10.062	38.149	164.8	2:32.995								
2	1	2:25.501	41.239	1:07.322	36.940	173.3	4:58.496								
3	1	2:38.401 B	41.974	1:08.269	48.158	159.2	7:36.897								
4	1	4:03.188	2:15.648	1:09.414	38.126	103.7	11:40.085								
5	1	2:26.482	41.540	1:07.301	37.641	172.1	14:06.567								
6	1	2:25.931	41.581	1:06.917	37.433	172.8	16:32.498								
7	1	2:26.126	41.181	1:06.988	37.957	172.6	18:58.624								
8	1	2:34.167 B	40.928	1:07.334	45.905	163.6	21:32.791								
9	1	4:35.931	2:40.946	1:14.629	40.356	91.4	26:08.722								
10	1	2:32.832	42.351	1:10.872	39.609	165.0	28:41.554								
11	1	2:34.515	42.604	1:12.788	39.123	163.2	31:16.069								
208 DOMEK RACING 1. Philip DANIELS RADICAL RXC GT															
1	1	7:14.993	5:13.748	1:20.198	41.047	58.0	7:14.993								
2	1	2:31.836	43.982	1:09.530	38.324	166.1	9:46.829								
3	1	2:33.630	43.640	1:11.472	38.518	164.1	12:20.459								
215 RADICAL BENELUX 1. Henk THUIS RADICAL RXC 2.7 V8 GT															
4	1	2:30.265	42.787	1:09.247	38.231	167.8	14:50.724								
5	1	2:29.515	42.842	1:08.509	38.164	168.6	17:20.239								
6	1	2:31.911	42.978	1:10.484	38.449	166.0	19:52.150								
7	1	2:33.469	44.969	1:09.845	38.655	164.3	22:25.619								
8	1	2:51.143 B	43.854	1:10.820	56.469	147.3	25:16.762								
223 CS RACING 1. Christian SIEPMANN BMW E92 M3 4.7L GT															
1	1	5:21.975	3:14.469	1:23.896	43.610	78.3	5:21.975								
2	1	2:41.761	45.244	1:15.681	40.836	155.9	8:03.736								
3	1	2:41.205	44.211	1:13.688	43.306	156.4	10:44.941								
4	1	2:43.232	48.965	1:13.449	40.818	154.5	13:28.173								
5	1	2:37.649	43.813	1:12.813	41.023	159.9	16:05.822								
6	1	2:58.488 B	45.205	1:16.503	56.780	141.3	19:04.310								
228 DELAHAYE RACING TEAM 1. Pierre ETIENNE BORDET 2. Alexandre VIRON PORSCHE GT3R GT															
1	1	2:48.407	53.585	1:14.384	40.438	149.7	2:48.407								
2	1	2:32.650	42.399	1:11.458	38.793	165.2	5:21.057								
3	1	2:32.047	42.236	1:10.663	39.148	165.8	7:53.104								
4	1	2:30.777	42.205	1:10.076	38.496	167.2	10:23.881								
5	1	2:47.374 B	42.787	1:14.749	49.838	150.6	13:11.255								
6	1	4:52.546	2:58.369	1:14.021	40.156	86.2	18:03.801								
7	1	2:37.538	44.650	1:14.333	38.555	160.1	20:41.339								
8	1	2:32.817	42.469	1:11.262	39.086	165.0	23:14.156								
9	1	2:32.731	42.719	1:10.824	39.188	165.1	25:46.887								
10	1	2:33.204	43.059	1:11.041	39.104	164.6	28:20.091								
11	1	2:33.083	42.575	1:12.195	38.313	164.7	30:53.174								
258 CURBSTONE FMA RACING 1. Patrick VAN GLABEKE 2. Frédérique JONKHEERE FERRARI 458 GT3 GT															
1	1	2:52.067 B	46.239	1:15.843	49.985	146.5	2:52.067								
2	1	5:06.135	3:09.640	1:09.472	47.023	82.4	7:58.202								
3	1	2:26.030	41.272	1:07.645	37.113	172.7	10:24.232								
4	1	2:25.190	42.263	1:06.588	36.339	173.7	12:49.422								
5	1	2:28.413	40.622	1:09.780	38.011	169.9	15:17.835								
6	1	2:50.439 B	44.154	1:14.869	51.416	147.9	18:08.274								
7	1	4:20.222	2:27.255	1:14.101	38.866	96.9	22:28.496								
8	1	2:33.589	42.175	1:12.138	39.276	164.2	25:02.085								
9	1	2:45.230 B	42.092	1:15.227	47.911	152.6	27:47.315								




SUPERCAR CHALLENGE SPA EURO RACE 2014 QUALIFYING

Analysis

■ Personal Best
 ■ Session Best
 ■ Crossing the finish line in pit lane

Lap	D	Time	Sector 1	Sector 2	Sector 3	Kph	Elapsed	Lap	D	Time	Sector 1	Sector 2	Sector 3	Kph	Elapsed
301 EUROSEAL - EMG MOTORSPORT 1. Patrick LAMSTER 2. Marc NEYENS								Porsche 997 GT3 CUP GTB							
1	1	8:04.783	5:57.071	1:26.606	41.106	52.0	8:04.783	1	1	3:20.995	1:13.047	1:26.834	41.114	125.4	3:20.995
2	1	2:38.098	43.759	1:13.491	40.848	159.5	10:42.881	2	1	2:38.765	44.263	1:14.120	40.382	158.8	5:59.760
3	1	2:32.159	42.930	1:10.212	39.017	165.7	13:15.040	3	1	2:40.609	45.835	1:14.928	39.846	157.0	8:40.369
4	1	2:31.740	43.030	1:09.637	39.073	166.2	15:46.780	4	1	2:36.123	43.616	1:13.194	39.313	161.5	11:16.492
5	1	2:49.697 B	44.588	1:13.430	51.679	148.6	18:36.477	5	1	2:34.981	43.618	1:12.237	39.126	162.7	13:51.473
6	1	4:17.346	2:25.087	1:12.404	39.855	98.0	22:53.823	6	1	2:41.547 B	43.422	1:12.268	45.857	156.1	16:33.020
7	1	2:31.811	42.742	1:09.806	39.263	166.1	25:25.634	7	1	6:03.756	3:53.155	1:25.650	44.951	69.3	22:36.776
8	1	2:32.673	42.743	1:10.297	39.633	165.2	27:58.307	8	1	2:50.736	46.193	1:21.206	43.337	147.7	25:27.512
9	1	2:45.165 B	42.704	1:10.886	51.575	152.7	30:43.472	9	1	2:48.510	46.638	1:19.294	42.578	149.6	28:16.022
10	1							10	1	2:50.390	45.340	1:21.965	43.085	148.0	31:06.412
303 VAN BERLO RACING 1. Marcel VAN BERLO								Porsche 997 GT3 CUP GTB							
1	1	3:14.020	1:04.002	1:26.542	43.476	130.0	3:14.020	1	1	4:02.333	1:49.565	1:26.186	46.582	104.0	4:02.333
2	1	2:42.937	45.281	1:15.787	41.869	154.7	5:56.957	2	1	2:46.765	48.122	1:16.349	42.294	151.2	6:49.098
3	1	2:35.439	43.738	1:12.826	38.875	162.2	8:32.396	3	1						
4	1	2:34.235	43.529	1:11.331	39.375	163.5	11:06.631	4	1						
5	1	2:33.454	43.280	1:10.787	39.387	164.3	13:40.085	5	1						
6	1	2:34.432	43.908	1:11.396	39.128	163.3	16:14.517	6	1						
7	1	2:35.199	43.506	1:11.978	39.715	162.5	18:49.716	7	1						
8	1	2:36.564	43.333	1:11.464	41.767	161.0	21:26.280	8	1						
9	1	2:46.721 B	43.498	1:12.692	50.531	151.2	24:13.001	9	1						
10	1	5:05.391	2:58.748	1:22.697	43.946	82.6	29:18.392	10	1						
11	1	2:33.533	43.719	1:10.903	38.911	164.2	31:51.925								
306 DAY-V-TEC 1. Ferdinand KOOL 2. Max KOEBOLT								CORVETTE GT4 GTB							
1	1	2:52.080	51.796	1:18.857	41.427	146.5	2:52.080	1	1	2:58.516	58.995	1:17.854	41.667	141.2	2:58.516
2	1	2:30.926	43.199	1:09.437	38.290	167.1	5:23.006	2	1	2:36.980	45.397	1:11.713	39.870	160.6	5:35.496
3	1	2:30.917	43.552	1:08.949	38.416	167.1	7:53.923	3	1	2:38.128	46.077	1:11.881	40.170	159.5	8:13.624
4	1	2:30.994	42.688	1:09.144	39.162	167.0	10:24.917	4	1	2:37.124	45.374	1:11.693	40.057	160.5	10:50.748
5	1	2:43.541	46.653	1:16.343	40.545	154.2	13:08.458	5	1	2:59.530 B	46.666	1:16.380	56.484	140.4	13:50.278
6	1	4:45.316 B	42.969	1:08.924	2:53.423	88.4	17:53.774	6	1	8:13.875	6:20.636	1:11.496	41.743	51.1	22:04.153
7	1	2:53.457	1:02.375	1:11.450	39.632	145.4	20:47.231	7	1	2:46.975 B	45.638	1:11.928	49.409	151.0	24:51.128
8	1	2:32.427	43.659	1:10.476	38.292	165.4	23:19.658	8	1	4:12.130	2:19.558	1:12.246	40.326	100.0	29:03.258
9	1	2:32.634	43.085	1:10.554	38.995	165.2	25:52.292	9	1	2:36.763	45.011	1:11.497	40.255	160.8	31:40.021
311 GHK RACING (SPEEDLOVER) 1. Hans VERHELST 2. Guy VERHEYEN								Porsche 991 CUP GTB							
1	1	17:04.172	...	1:25.978	43.782	24.6	17:04.172	1	1	3:01.964	1:02.208	1:17.681	42.075	138.6	3:01.964
2	1	2:39.478	45.282	1:13.591	40.605	158.1	19:43.650	2	1	2:37.110	45.606	1:11.846	39.658	160.5	5:39.074
3	1	2:40.750	44.694	1:14.960	41.096	156.9	22:24.400	3	1	2:36.970	45.111	1:11.565	40.294	160.6	8:16.044
4	1	2:41.385	45.761	1:14.747	40.877	156.2	25:05.785	4	1	2:35.688	44.568	1:11.099	40.021	162.0	10:51.732
5	1	2:35.935	44.054	1:11.982	39.899	161.7	27:41.720	5	1	2:59.846 B	44.721	1:18.836	56.289	140.2	13:51.578
6	1	2:36.038	43.746	1:11.435	40.857	161.6	30:17.758	6	1	6:35.993	4:42.519	1:12.691	40.783	63.7	20:27.571
								7	1	2:40.203	45.953	1:12.758	41.492	157.4	23:07.774
								8	1	2:37.804	44.746	1:11.753	41.305	159.8	25:45.578
								9	1	2:36.988	44.978	1:11.934	40.076	160.6	28:22.566
								10	1	2:50.722	47.711	1:19.324	43.687	147.7	31:13.288
312 MÜHLNER MOTORSPORT SPRL 1. Serge LUDVIG 2. Stéphane BAILLY								Porsche 997 GT3 CUP GTB							
1	2	3:02.205	1:02.730	1:17.634	41.841	138.4	3:02.205	1	1	3:01.964	1:02.208	1:17.681	42.075	138.6	3:01.964
2	2	2:34.090	43.537	1:10.227	40.326	163.6	5:36.295	2	1	2:37.110	45.606	1:11.846	39.658	160.5	5:39.074
315 VAN DE REY RACING 1. Miguel VANDEREY 2. Angelique DETAUVENIER								Porsche 997 GT3 CUP GTB							



SUPERCAR CHALLENGE


SPA EURO RACE 2014

QUALIFYING

Analysis

■ Personal Best
 ■ Session Best
 ■ Crossing the finish line in pit lane


Lap	D	Time	Sector 1	Sector 2	Sector 3	Kph	Elapsed	Lap	D	Time	Sector 1	Sector 2	Sector 3	Kph	Elapsed
348 TEAM WEBB BMW E46 M3 GTR 1.Tom WEBB 2.James WEBB															
1	1	3:56.076	1:53.882	1:17.464	44.730	106.8	3:56.076	7	1	3:37.698 B	1:27.297	1:17.316	53.085	115.8	20:58.110
2	1	2:35.762	44.833	1:10.957	39.972	161.9	6:31.838	8	1	4:01.164	2:02.552	1:17.193	41.419	104.6	24:59.274
3	1	2:34.281	44.362	1:10.411	39.508	163.4	9:06.119	9	1	2:38.205	44.387	1:13.303	40.515	159.4	27:37.479
4	1	2:34.854	43.953	1:10.452	40.449	162.8	11:40.973	10	1	2:36.158	43.844	1:11.766	40.548	161.5	30:13.637
5	1	2:48.213 B	44.451	1:10.884	52.878	149.9	14:29.186								
6	1	5:35.642	3:41.819	1:13.894	39.929	75.1	20:04.828								
7	1	2:34.760	44.719	1:10.361	39.680	162.9	22:39.588								
8	1	2:33.864	43.970	1:10.622	39.272	163.9	25:13.452								
9	1	2:33.299	43.846	1:09.768	39.685	164.5	27:46.751								
10	1	2:31.924	43.780	1:09.133	39.011	166.0	30:18.675								
356 TEAM RACEART-SPEEDLOVER PORSCHE 991 CUP 1.Roger GROUWELS															
1	1	5:55.330	3:58.066	1:16.459	40.805	71.0	5:55.330								
2	1	2:39.651	43.845	1:14.985	40.821	157.9	8:34.981								
3	1	2:33.563	43.212	1:10.701	39.650	164.2	11:08.544								
4	1	2:33.652	43.298	1:11.150	39.204	164.1	13:42.196								
5	1	2:33.504	43.406	1:11.142	38.956	164.3	16:15.700								
6	1	2:34.694	42.821	1:11.749	40.124	163.0	18:50.394								
7	1	2:40.933 B	43.220	1:11.207	46.506	156.7	21:31.327								
8	1	4:04.029	2:09.658	1:13.055	41.316	103.3	25:35.356								
9	1	2:33.512	43.302	1:10.740	39.470	164.2	28:08.868								
10	1	2:42.334	42.649	1:14.044	45.641	155.3	30:51.202								
391 MARC CARS AUSTRALIA FORD FOCUS 5LT V8 1.Keith KASSULKE															
1	1	3:31.106	1:19.445	1:26.954	44.707	119.4	3:31.106								
2	1	2:44.662	47.149	1:15.588	41.925	153.1	6:15.768								
3	1	2:42.980	46.002	1:15.300	41.678	154.7	8:58.748								
4	1	2:40.689	45.614	1:14.025	41.050	156.9	11:39.437								
5	1	2:42.644	46.469	1:14.616	41.559	155.0	14:22.081								
6	1	2:53.303 B	46.378	1:14.303	52.622	145.5	17:15.384								
392 MARC CARS AUSTRALIA FORD FOCUS 5LT V8 1.Michael BENTON															
1	1	3:40.920	1:24.485	1:28.042	48.393	114.1	3:40.920								
2	1	2:52.633	48.736	1:19.544	44.353	146.1	6:33.553								
3	1	2:55.609	48.131	1:22.250	45.228	143.6	9:29.162								
4	1	2:53.821	48.564	1:20.187	45.070	145.1	12:22.983								
5	1	2:51.969	48.312	1:19.609	44.048	146.6	15:14.952								
6	1	2:52.494	47.620	1:20.248	44.626	146.2	18:07.446								
7	1	2:50.913	47.549	1:20.079	43.285	147.5	20:58.359								
8	1	2:50.745	47.597	1:19.417	43.731	147.7	23:49.104								
9	1	3:04.270 B	47.415	1:18.728	58.127	136.8	26:53.374								
393 MARC CARS AUSTRALIA FORD FOCUS 5LT V8 1.Ryan McLEOD 2.James KAYE															
1	1	3:43.875	1:31.922	1:25.768	46.185	112.6	3:43.875								
2	1	2:42.859	45.812	1:15.625	41.422	154.8	6:26.734								
3	1	2:41.891	45.097	1:14.247	42.547	155.7	9:08.625								
4	1	2:40.708	44.927	1:13.785	41.996	156.9	11:49.333								
5	1	2:38.785	44.721	1:13.637	40.427	158.8	14:28.118								
6	1	2:52.294 B	44.513	1:15.160	52.621	146.3	17:20.412								
404 STICHTING EURO AUTOSPORT BMW E92 M3 1.Ruud OLIJ SSD															
1	1	3:24.826	1:13.819	1:26.847	44.160	123.1	3:24.826								
2	1	2:58.461 B	48.597	1:17.201	52.663	141.3	6:23.287								
3	1	7:22.750 B	4:59.073	1:23.437	1:00.240	56.9	13:46.037								
406 EUROPEAN STAFFING RACING BMW M3 E90 WTCC 1.Koen BOGAERTS 2.Mark VAN DER AA SSD															
1	1	3:15.366	1:09.101	1:22.378	43.887	129.1	3:15.366								
2	1	2:56.023 B	47.833	1:12.621	55.569	143.2	6:11.389								
3	1	5:01.995	3:09.483	1:11.915	40.597	83.5	11:13.384								
4	1	2:35.929	45.078	1:10.844	40.007	161.7	13:49.313								
5	1	2:36.275	45.017	1:11.389	39.869	161.3	16:25.588								
6	1	2:53.335 B	45.289	1:13.885	54.161	145.5	19:18.923								
7	1	4:24.796	2:31.197	1:12.480	41.119	95.2	23:43.719								
8	1	2:36.209	45.005	1:11.412	39.792	161.4	26:19.928								
9	1	2:37.431	45.226	1:11.480	40.725	160.2	28:57.359								
10	1	3:09.390 B	50.156	1:19.694	59.540	133.1	32:06.749								
409 JR MOTORSPORT BMW E46 M3 GTR 1.Dennis DE GROOT 2.Jan STAKENBURG SSD															
1	1	3:49.717 B	1:22.712	1:28.289	58.716	109.8	3:49.717								
2	1	3:16.484	1:10.924	1:24.348	41.212	128.3	7:06.201								
3	1	2:35.396	45.774	1:09.920	39.702	162.3	9:41.597								
4	1	2:35.176	44.730	1:10.517	39.929	162.5	12:16.773								
5	1	2:47.298 B	44.686	1:12.355	50.257	150.7	15:04.071								
6	1	9:13.775	7:20.536	1:13.418	39.821	45.5	24:17.846								
7	1	2:33.680	44.510	1:09.807	39.363	164.1	26:51.526								
8	1	2:34.449	45.079	1:10.050	39.320	163.3	29:25.975								
9	1	2:54.497 B	45.066	1:12.379	57.052	144.5	32:20.472								
412 MUNCKHOF RACING/ VD PAS RACING BMW Z4 1.Eric VAN DEN MUNCKHOF SSD															
1	1	3:00.480	1:00.910	1:16.738	42.832	139.7	3:00.480								
2	1	2:41.586	46.986	1:13.920	40.680	156.0	5:42.066								
3	1	2:39.265	47.182	1:11.967	40.116	158.3	8:21.331								
4	1	2:37.483	45.628	1:11.407	40.448	160.1	10:58.814								
5	1	2:39.417	45.909	1:11.873	41.635	158.2	13:38.231								
6	1	2:42.636	47.110	1:14.491	41.035	155.0	16:20.867								
7	1	2:50.923 B	46.447	1:12.994	51.482	147.5	19:11.790								
8	1	6:42.173	4:45.714	1:13.896	42.563	62.7	25:53.963								
9	1	2:37.123	45.722	1:11.813	39.588	160.5	28:31.086								
10	1	2:36.973	45.770	1:11.292	39.911	160.6	31:08.059								
416 JR MOTORSPORT BMW GTR 1-SERIE 1.Leon ZAPPEIJ 2.Michael VERHAGEN SSD															
1	1	3:16.330	1:09.674	1:22.179	44.477	128.4	3:16.330								
2	1	2:41.810	47.293	1:13.752	40.765	155.8	5:58.140								
3	1	2:40.732	46.655	1:13.272	40.805	156.9	8:38.872								
4	1	2:39.804	45.588	1:13.555	40.661	157.8	11:18.676								



SUPERCAR CHALLENGE SPA EURO RACE 2014 QUALIFYING

Analysis

Personal Best							Session Best							B Crossing the finish line in pit lane									
Lap	D	Time	Sector 1	Sector 2	Sector 3	Kph	Elapsed	Lap	D	Time	Sector 1	Sector 2	Sector 3	Kph	Elapsed	Lap	D	Time	Sector 1	Sector 2	Sector 3	Kph	Elapsed
417 NMT RACING BMW M3 GT4 SSD																							
1. Tristan BOORSMA																							
2. Yorick BOORSMA																							
1	1	3:07.168	1:03.066	1:22.575	41.527	134.7	3:07.168	1	1	3:07.168	1:03.066	1:22.575	41.527	134.7	3:07.168	1	1	3:07.168	1:03.066	1:22.575	41.527	134.7	3:07.168
2	1	2:40.306	46.866	1:13.365	40.075	157.3	5:47.474	2	1	2:40.306	46.866	1:13.365	40.075	157.3	5:47.474	2	1	2:40.306	46.866	1:13.365	40.075	157.3	5:47.474
3	1	2:35.419	44.902	1:10.839	39.678	162.2	8:22.893	3	1	2:35.419	44.902	1:10.839	39.678	162.2	8:22.893	3	1	2:35.419	44.902	1:10.839	39.678	162.2	8:22.893
4	1	2:56.879	45.076	1:17.562	54.241	142.6	11:19.772	4	1	2:56.879	45.076	1:17.562	54.241	142.6	11:19.772	4	1	2:56.879	45.076	1:17.562	54.241	142.6	11:19.772
5	1	6:21.319	4:13.424	1:21.092	46.803	66.1	17:41.091	5	1	6:21.319	4:13.424	1:21.092	46.803	66.1	17:41.091	5	1	6:21.319	4:13.424	1:21.092	46.803	66.1	17:41.091
6	1	2:37.191	44.996	1:12.245	39.950	160.4	20:18.282	6	1	2:37.191	44.996	1:12.245	39.950	160.4	20:18.282	6	1	2:37.191	44.996	1:12.245	39.950	160.4	20:18.282
7	1	2:36.759	44.723	1:11.840	40.196	160.8	22:55.041	7	1	2:36.759	44.723	1:11.840	40.196	160.8	22:55.041	7	1	2:36.759	44.723	1:11.840	40.196	160.8	22:55.041
8	1	3:01.657	49.933	1:20.245	51.479	138.8	25:56.698	8	1	3:01.657	49.933	1:20.245	51.479	138.8	25:56.698	8	1	3:01.657	49.933	1:20.245	51.479	138.8	25:56.698
426 TEAM COMPAK RAMPS SEAT LEON SUPERCOPA SSD																							
1. Lee ALLEN																							
1	1	3:56.990	1:57.315	1:16.807	42.868	106.4	3:56.990	1	1	3:56.990	1:57.315	1:16.807	42.868	106.4	3:56.990	1	1	3:56.990	1:57.315	1:16.807	42.868	106.4	3:56.990
2	1	2:41.037	45.780	1:14.027	41.230	156.6	6:38.027	2	1	2:41.037	45.780	1:14.027	41.230	156.6	6:38.027	2	1	2:41.037	45.780	1:14.027	41.230	156.6	6:38.027
3	1	2:39.977	46.115	1:12.786	41.076	157.6	9:18.004	3	1	2:39.977	46.115	1:12.786	41.076	157.6	9:18.004	3	1	2:39.977	46.115	1:12.786	41.076	157.6	9:18.004
4	1	2:39.576	46.107	1:12.089	41.380	158.0	11:57.580	4	1	2:39.576	46.107	1:12.089	41.380	158.0	11:57.580	4	1	2:39.576	46.107	1:12.089	41.380	158.0	11:57.580
5	1	2:41.873	46.487	1:12.693	42.693	155.8	14:39.453	5	1	2:41.873	46.487	1:12.693	42.693	155.8	14:39.453	5	1	2:41.873	46.487	1:12.693	42.693	155.8	14:39.453
6	1	2:39.584	46.213	1:11.997	41.374	158.0	17:19.037	6	1	2:39.584	46.213	1:11.997	41.374	158.0	17:19.037	6	1	2:39.584	46.213	1:11.997	41.374	158.0	17:19.037
7	1	2:39.295	46.209	1:12.134	40.952	158.3	19:58.332	7	1	2:39.295	46.209	1:12.134	40.952	158.3	19:58.332	7	1	2:39.295	46.209	1:12.134	40.952	158.3	19:58.332
8	1	2:46.248	47.124	1:17.505	41.619	151.7	22:44.580	8	1	2:46.248	47.124	1:17.505	41.619	151.7	22:44.580	8	1	2:46.248	47.124	1:17.505	41.619	151.7	22:44.580
9	1	2:39.756	45.884	1:12.696	41.176	157.8	25:24.336	9	1	2:39.756	45.884	1:12.696	41.176	157.8	25:24.336	9	1	2:39.756	45.884	1:12.696	41.176	157.8	25:24.336
10	1	2:39.709	45.773	1:12.607	41.329	157.9	28:04.045	10	1	2:39.709	45.773	1:12.607	41.329	157.9	28:04.045	10	1	2:39.709	45.773	1:12.607	41.329	157.9	28:04.045
11	1	2:42.983	46.114	1:15.869	41.000	154.7	30:47.028	11	1	2:42.983	46.114	1:15.869	41.000	154.7	30:47.028	11	1	2:42.983	46.114	1:15.869	41.000	154.7	30:47.028
444 BLUEBERRY RACING BMW E46 M3 SSD																							
1. Ronald VAN LOON																							
1	1	3:39.083	1:28.322	1:24.499	46.262	115.1	3:39.083	1	1	3:39.083	1:28.322	1:24.499	46.262	115.1	3:39.083	1	1	3:39.083	1:28.322	1:24.499	46.262	115.1	3:39.083
2	1	2:41.567	46.453	1:13.232	41.882	156.1	6:20.650	2	1	2:41.567	46.453	1:13.232	41.882	156.1	6:20.650	2	1	2:41.567	46.453	1:13.232	41.882	156.1	6:20.650
3	1	2:41.022	46.151	1:13.835	41.036	156.6	9:01.672	3	1	2:41.022	46.151	1:13.835	41.036	156.6	9:01.672	3	1	2:41.022	46.151	1:13.835	41.036	156.6	9:01.672
4	1	2:57.638	46.753	1:15.855	55.030	141.9	11:59.310	4	1	2:57.638	46.753	1:15.855	55.030	141.9	11:59.310	4	1	2:57.638	46.753	1:15.855	55.030	141.9	11:59.310
5	1	4:23.198	2:28.902	1:13.443	40.853	95.8	16:22.508	5	1	4:23.198	2:28.902	1:13.443	40.853	95.8	16:22.508	5	1	4:23.198	2:28.902	1:13.443	40.853	95.8	16:22.508
6	1	2:41.014	45.274	1:14.515	41.225	156.6	19:03.522	6	1	2:41.014	45.274	1:14.515	41.225	156.6	19:03.522	6	1	2:41.014	45.274	1:14.515	41.225	156.6	19:03.522
7	1	2:42.113	47.558	1:13.756	40.799	155.5	21:45.635	7	1	2:42.113	47.558	1:13.756	40.799	155.5	21:45.635	7	1	2:42.113	47.558	1:13.756	40.799	155.5	21:45.635
8	1	2:39.782	45.680	1:13.237	40.865	157.8	24:25.417	8	1	2:39.782	45.680	1:13.237	40.865	157.8	24:25.417	8	1	2:39.782	45.680	1:13.237	40.865	157.8	24:25.417
9	1	2:40.651	45.362	1:13.510	41.779	156.9	27:06.068	9	1	2:40.651	45.362	1:13.510	41.779	156.9	27:06.068	9	1	2:40.651	45.362	1:13.510	41.779	156.9	27:06.068
10	1	3:13.878	57.149	1:23.369	53.360	130.1	30:19.946	10	1	3:13.878	57.149	1:23.369	53.360	130.1	30:19.946	10	1	3:13.878	57.149	1:23.369	53.360	130.1	30:19.946
446 EMG MOTORSPORT BMW M3 E92 3.2 SSD																							
1. Eric QUICK																							
2. Philippe BONNEEL																							
1	1	5:53.079	3:53.558	1:18.178	41.343	71.4	5:53.079	1	1	5:53.079	3:53.558	1:18.178	41.343	71.4	5:53.079	1	1	5:53.079	3:53.558	1:18.178	41.343	71.4	5:53.079
2	1	2:51.564	46.034	1:14.021	51.509	147.0	8:44.643	2	1	2:51.564	46.034	1:14.021	51.509	147.0	8:44.643	2	1	2:51.564	46.034	1:14.021	51.509	147.0	8:44.643
3	1	3:41.338	1:46.729	1:12.926	41.683	113.9	12:25.981	3	1	3:41.338	1:46.729	1:12.926	41.683	113.9	12:25.981	3	1	3:41.338	1:46.729	1:12.926	41.683	113.9	12:25.981
4	1	2:37.213	45.001	1:11.546	40.666	160.4	15:03.194	4	1	2:37.213	45.001	1:11.546	40.666	160.4	15:03.194	4	1	2:37.213	45.001	1:11.546	40.666	160.4	15:03.194
5	1	2:36.369	44.836	1:11.247	40.286	161.2	17:39.563	5	1	2:36.369	44.836	1:11.247	40.286	161.2	17:39.563	5	1	2:36.369	44.836	1:11.247	40.286	161.2	17:39.563
6	1	2:35.526	44.728	1:10.706	40.092	162.1	20:15.089	6	1	2:35.526	44.728	1:10.706	40.092	162.1	20:15.089	6	1	2:35.526	44.728	1:10.706	40.092	162.1	20:15.089
7	1	2:48.088	44.673	1:10.836	52.579	150.0	23:03.177	7	1	2:48.088	44.673	1:10.836	52.579	150.0	23:03.177	7	1	2:48.088	44.673	1:10.836	52.579	150.0	23:03.177
8	1	4:07.345	2:10.161	1:15.937	41.247	101.9	27:10.522	8	1	4:07.345	2:10.161	1:15.937	41.247	101.9	27:10.522	8	1	4:07.345	2:10.161	1:15.937	41.247	101.9	27:10.522
9	1	2:40.133	45.471	1:13.273	41.389	157.5	29:50.655	9	1	2:40.133	45.471	1:13.273	41.389	157.5	29:50.655	9	1	2:40.133	45.471	1:13.273	41.389	157.5	29:50.655
447 TEAM WEBB BMW E46 GTR SSD																							
1. Martin WEBB																							
2. Tom & James WEBB																							
1	1	3:51.456	1:35.834	1:28.496	47.126	108.9	3:51.456	1	1	3:51.456	1:35.834	1:28.496	47.126	108.9	3:51.456	1	1	3:51.456	1:35.834	1:28.496	47.126	108.9	3:51.456
2	1	2:50.348	49.823	1:18.828	41.697	148.0	6:41.804	2	1	2:50.348	49.823	1:18.828	41.697	148.0	6:41.804	2	1	2:50.348	49.823	1:18.828	41.697	148.0	6:41.804
3	1	2:38.270	45.741	1:12.477	40.052	159.3	9:20.074	3	1	2:38.270	45.741	1:12.477	40.052	159.3	9:20.074	3	1	2:38.270	45.741	1:12.477	40.052	159.3	9:20.074
4	1	2:50.770	45.116	1:12.966	52.688	147.6	12:10.844	4	1	2:50.770	45.116	1:12.966	52.688	147.6	12:10.844	4	1	2:50.770	45.116	1:12.966	52.688	147.6	12:10.844
5	1	4:46.312	2:49.552	1:15.638	41.122	88.1	16:57.156	5	1	4:46.312	2:49.552	1:15.638	41.122	88.1	16:57.156	5	1	4:46.312	2:49.552	1:15.638	41.122	88.1	16:57.156
6	1	2:37.079	45.403	1:11.642	40.034	160.5	19:34.235	6	1	2:37.07													



SUPERCAR CHALLENGE SPA EURO RACE 2014 QUALIFYING

Analysis

■ Personal Best
 ■ Session Best
 ■ Crossing the finish line in pit lane

Lap	D	Time	Sector 1	Sector 2	Sector 3	Kph	Elapsed	Lap	D	Time	Sector 1	Sector 2	Sector 3	Kph	Elapsed
489 G&A RACING BMW M3 GT4 SSD 1. Guino KENIS 2. Joel SCHUYBROEK															
1	1	3:56.648	1:52.387	1:19.989	44.272	106.5	3:56.648								
2	1	2:40.411	45.768	1:14.179	40.464	157.2	6:37.059								
3	1	2:41.693	45.276	1:15.480	40.937	155.9	9:18.752								
4	1	3:07.355 B	46.232	1:22.041	59.082	134.6	12:26.107								
5	1	4:19.308	2:23.355	1:15.010	40.943	97.2	16:45.415								
6	1	2:38.376	44.887	1:13.576	39.913	159.2	19:23.791								
7	1	2:37.829	45.248	1:12.645	39.936	159.8	22:01.620								
8	1	2:38.071	44.381	1:13.002	40.688	159.5	24:39.691								
9	1	3:32.986 B	54.567	1:30.830	1:07.589	118.4	28:12.677								
501 SPIRIT RACING RENAULT CLIO RS 2.0 16V S2D 1. Rob NIEMAN															
1	1	3:54.548	1:29.665	1:32.933	51.950	107.5	3:54.548								
2	1	3:08.467	57.429	1:24.303	46.735	133.8	7:03.015								
3	1	2:52.688	51.023	1:16.760	44.905	146.0	9:55.703								
4	1	2:51.922	50.820	1:16.109	44.993	146.7	12:47.625								
5	1	2:56.395	51.241	1:15.907	49.247	142.9	15:44.020								
6	1	3:04.713 B	51.498	1:17.423	55.792	136.5	18:48.733								
7	1	6:21.664	4:09.280	1:25.230	47.154	66.1	25:10.397								
8	1	2:58.745	52.974	1:19.179	46.592	141.1	28:09.142								
9	1	3:09.917 B	51.032	1:17.094	1:01.791	132.8	31:19.059								
503 FEBO RACING TEAM RENAULT CLIO RS 2.0 16V S2D 1. Dennis DE BORST 2. Martin DE KLEIJN															
1	1	3:19.194	1:03.703	1:30.134	45.357	126.6	3:19.194								
2	1	2:50.302	50.286	1:16.285	43.731	148.1	6:09.496								
3	1	2:50.707	50.682	1:15.978	44.047	147.7	9:00.203								
4	1	2:50.738	50.819	1:15.804	44.115	147.7	11:50.941								
5	1	2:49.705	50.482	1:15.062	44.161	148.6	14:40.646								
6	1	3:06.829 B	51.309	1:18.117	57.403	135.0	17:47.475								
7	1	4:33.082	2:30.876	1:17.730	44.476	92.3	22:20.557								
8	1	2:50.576	50.638	1:16.497	43.441	147.8	25:11.133								
9	1	2:50.278	50.045	1:15.084	45.149	148.1	28:01.411								
10	1	2:50.148	50.290	1:16.070	43.788	148.2	30:51.559								
504 SPIRIT RACING RENAULT CLIO RS 2.0 16V S2D 1. Toon RUTGERS 2. Machiel KARS															
1	1	3:41.973	1:25.429	1:27.911	48.633	113.6	3:41.973								
2	1	2:59.275	52.438	1:21.092	45.745	140.6	6:41.248								
3	1	2:54.211	51.041	1:18.043	45.127	144.7	9:35.459								
4	1	2:56.158	51.330	1:19.316	45.512	143.1	12:31.617								
5	1	2:55.037	51.496	1:18.312	45.229	144.1	15:26.654								
6	1	2:56.671	51.274	1:19.833	45.564	142.7	18:23.325								
7	1	2:54.428	51.720	1:17.794	44.914	144.6	21:17.753								
8	1	2:54.751	51.291	1:18.567	44.893	144.3	24:12.504								
9	1	2:53.794	51.151	1:17.367	45.276	145.1	27:06.298								
10	1	3:27.057 B	51.545	1:28.494	1:07.018	121.8	30:33.355								
505 TRAXX RACING RENAULT CLIO 3 S2D 1. Chris VOET 2. Bart VAN DEN BROECK															
1	1	4:25.338	2:07.315	1:29.236	48.787	95.0	4:25.338								
2	1	2:58.109	53.828	1:19.470	44.811	141.6	7:23.447								
3	1	2:57.011	53.260	1:18.668	45.083	142.4	10:20.458								
4	1	2:56.553	52.919	1:18.202	45.432	142.8	13:17.011								
5	1	2:55.712	52.760	1:17.833	45.119	143.5	16:12.723								
6	1	3:15.381 B	53.686	1:24.396	57.299	129.1	19:28.104								
7	1	4:57.008	2:49.966	1:20.836	46.206	84.9	24:25.112								
8	1	2:57.445	52.520	1:18.928	45.997	142.1	27:22.557								
9	1	2:55.554	51.788	1:17.665	46.101	143.6	30:18.111								
513 AT MOTORSPORT FORD FOCUS SILHOUETTE S2D 1. Kim TROEYEN															
1	1	3:44.117	1:24.811	1:30.481	48.825	112.5	3:44.117								
2	1	3:01.260	53.456	1:21.715	46.089	139.1	6:45.377								
3	1	2:59.811	52.708	1:21.034	46.069	140.2	9:45.188								
4	1	2:57.202	51.790	1:19.856	45.556	142.3	12:42.390								
5	1	3:01.316	52.718	1:19.349	49.249	139.1	15:43.706								
6	1	2:57.436	52.698	1:18.939	45.799	142.1	18:41.142								
7	1	2:58.715	53.028	1:19.601	46.086	141.1	21:39.857								
8	1	2:57.573	52.451	1:19.295	45.827	142.0	24:37.430								
9	1	3:00.441	52.598	1:21.469	46.374	139.7	27:37.871								
10	1	2:59.812	52.901	1:19.897	47.014	140.2	30:37.683								
520 ZOET RACING LOTUS EXIGE S2D 1. Erwin VAN DIJK															
1	1	3:30.219	1:17.864	1:25.997	46.358	119.9	3:30.219								
2	1	2:53.143	52.562	1:15.781	44.800	145.6	6:23.362								
3	1	2:48.421	49.799	1:14.877	43.745	149.7	9:11.783								
4	1	2:47.705	49.989	1:14.169	43.547	150.3	11:59.488								
5	1	2:48.261	49.794	1:14.030	44.437	149.9	14:47.749								
6	1	2:47.527	50.493	1:13.526	43.508	150.5	17:35.276								
7	1	2:49.001	50.108	1:15.005	43.888	149.2	20:24.277								
8	1	2:50.062	50.864	1:15.235	43.963	148.3	23:14.339								
9	1	3:06.583	52.038	1:24.801	49.744	135.1	26:20.922								
10	1	2:48.775	50.354	1:14.691	43.730	149.4	29:09.697								
11	1	2:49.238	50.760	1:14.661	43.817	149.0	31:58.935								
533 DAY-V-TEC BMW 130I S2D 1. Maurits CARANSA 2. Wesley CARANSA															
1	1	3:27.979	1:14.550	1:27.823	45.606	121.2	3:27.979								
2	1	2:54.003	51.162	1:17.655	45.186	144.9	6:21.982								
3	1	2:52.952	50.182	1:18.023	44.747	145.8	9:14.934								
4	1	2:54.657	50.159	1:19.071	45.427	144.4	12:09.591								
5	1	2:55.559	50.653	1:18.140	46.766	143.6	15:05.150								
6	1	2:54.274	50.911	1:17.942	45.421	144.7	17:59.424								
7	1	3:59.266 B	51.257	1:19.386	1:48.623	105.4	21:58.690								
8	1	3:09.027	1:04.080	1:19.774	45.173	133.4	25:07.717								
9	1	2:50.762	50.589	1:16.205	43.968	147.7	27:58.479								